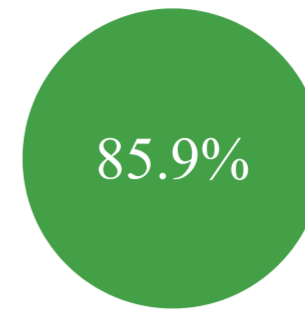


Participant

Display Name: **Mike Ball**
 Group: *demo*
 E-mail: mike.ball@company.com
 Invitation Code: aaaa9cc0-595d-11ea-8060-55a7418b8372



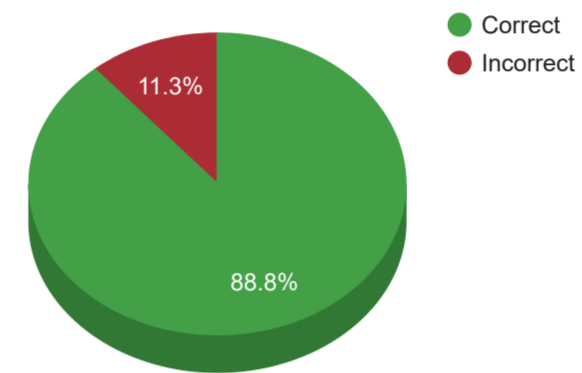
CEFR Level: **ADVANCED (C2)**



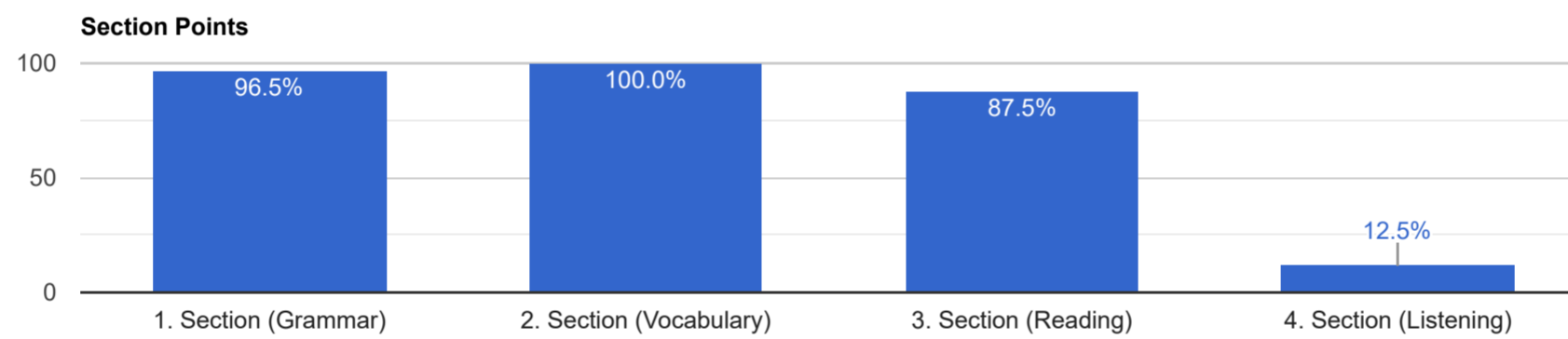
Score Card

# of Questions	80	
Answered	80	(100%)
Correct	71	(89%)
Incorrect	9	(11%)
Not Answered	0	(0%)

80 Questions



User Point	68.8 / 80	(85.9%)
1. Section (Grammar)	34.8 / 36	(96.5%)
2. Section (Vocabulary)	24.0 / 24	(100.0%)
3. Section (Reading)	8.8 / 10	(87.5%)
4. Section (Listening)	1.3 / 10	(12.5%)



Comparison Card

Test	
Population	1023
Average Point	59.9%
Standard Deviation	29.1

User vs Population	
Point	85.9%
Rank	#109
Percentile	11%
Sections	<i>User vs Population</i>
1. Section Grammar	96.5% vs 60.0%
Rank & Percentile	#22 in 1019 → 2.2%
2. Section Vocabulary	100.0% vs 59.5%
Rank & Percentile	#1 in 1019 → 1.0%
3. Section Reading	87.5% vs 59.1%
Rank & Percentile	#109 in 1021 → 10.7%
4. Section Listening	12.5% vs 60.7%
Rank & Percentile	#1002 in 1023 → 97.9%

Score Frequency Histogram

